




In-Line Check Valve

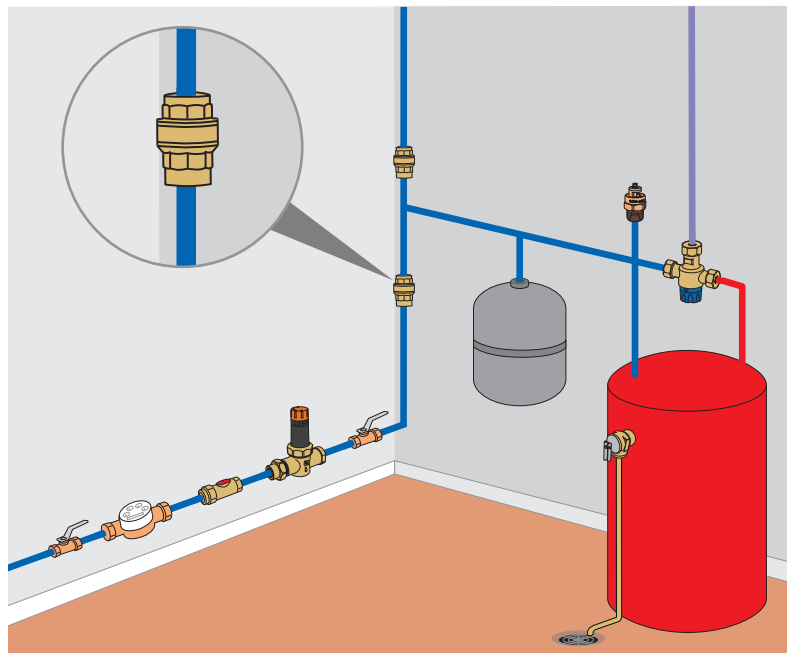
The Cash Acme In-Line Check Valve is a NSF-61 certified general purpose, spring loaded Check Valve that prevents the reverse flow of water, oils and other fluids. Unlike the metal to metal check valves, the Cash Acme Check Valve combines a spring loaded design with NBR seat to create a fast seating and bubble tight shutoff. The Cash Acme In-Line Check Valve cost effective design offers a low cracking pressure of 1/2" PSI and a flow profile to minimize head.

The Cash Acme Check Valve is center guided with four secondary external machined guides that prevents side loading.

- NSF-61 certified for domestic water service: *Inspector friendly, peace of mind.*
- NBR Seat: *Creates a fast and bubble tight shutoff.*
- More Flow: *Flow profile designed to minimize head loss.*
- High technology materials: *To ensure best resistance in any conditions.*
- Perfect sealing: *At high and low pressure.*
- Secondary External Guides: *Increase Performance, Longevity and prevents side loading of seat.*

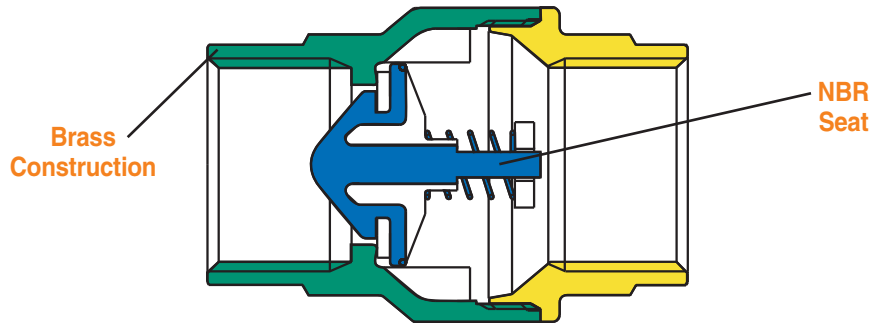


TYPICAL INSTALLATION

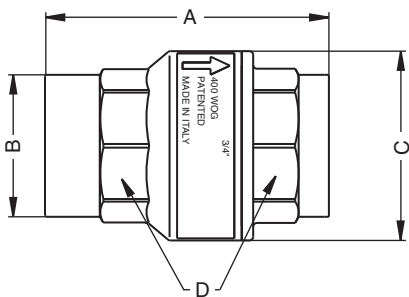




In-Line Check Valve



MODELS/SIZES



| SIZE | A | B | C | D |
|--------|------|------|------|------|
| 3/8" | 2.32 | .98 | 1.35 | .98 |
| 1/2" | 2.32 | .98 | 1.35 | .98 |
| 3/4" | 2.56 | 1.20 | 1.65 | 1.22 |
| 1" | 2.76 | 1.48 | 1.92 | 1.50 |
| 1 1/4" | 2.93 | 1.87 | 2.40 | 1.89 |
| 1 1/2" | 3.17 | 2.10 | 2.87 | 2.12 |
| 2" | 3.37 | 2.68 | 3.46 | 2.64 |

CONNECTIONS

Threaded (NPT) 3/8" through 2"

CERTIFICATIONS

The Cash Acme In-Line Check Valve is NSF-61 certified.