

THE SHARKBITE® CONNECTION SYSTEM

Lightning Fast. Won't Let Go.

Use SharkBite® fittings for fast supply line to fixture connections.



The Chrome Trim Cap can be removed and reversed for use as a handy disconnect tool.



Use like a disconnect clip to press against the fitting collar and release the pipe.

SharkBite® PEX Tubing


DIAMETER	LENGTH	P/N
1/4" (3/8"OD)	5' straight	U850G5
Gray Color	50' coil	U850G50

SharkBite® Fittings/Tube Size Compatibility

Nominal Size of Fitting	Nominal Size of Tubing	Tubing OD Size	Tubing ID Size
1/4"	1/4" CTS	3/8"	0.305"
1/2"	1/2" CTS	5/8"	0.475"
1/4" compression	1/4" ACR	1/4"	0.190"
3/8" compression	3/8" ACR	3/8"	0.311"


Make your own risers using SharkBite® PEX tubing. Then finish the supply line to fixture or appliance connections with SharkBite® push-fit fittings and chrome stops.

INSTALLATION AND DISCONNECTION



EASY INSTALLATION

Ensure the pipe is cut square, using the deburr tool (U702) – remove rough edges/debris and mark the pipe for correct depth. Push pipe and fitting together up to the depth mark.



FAST DISASSEMBLY

Using the simple disconnect clip or tongs, fittings can be easily changed and reused.

CERTIFICATIONS

The SharkBite® push-fit fittings have been design certified and listed to ASSE 1061/NSF 61. The SharkBite® push-fit fittings are listed by IAPMO and are certified for potable and hydronic heating water distribution (note: Glycol mixture for hydronics can be 100% concentration). The SharkBite® push-fit fittings have been certified for underground applications and as a manufactured joint without access panels and they meet UPC, IPC and cUPC requirements. Please consult with local plumbing codes concerning specific applications.

The SharkBite® tubing without oxygen barrier is approved for all model codes in the US and Canada for use in potable water systems and is certified to the following standards: NSF 14/61, NSF P171, ASTM F 876, ASTM F 877, CSA B137.5 and AWWA C904.

The SharkBite® tubing with oxygen barrier is approved for use in all model codes in the US and Canada for use in hydronic and potable water systems and is certified to the following standards: NSF 14/61, NSF P171, ASTM F 876, ASTM F 877, CSA B137.5 and AWWA C904. SharkBite PB Couplings are designed to work with ASTM D3309 spec polybutylene, do not install onto damaged or decayed PB pipe.



Reliance Worldwide USA
2727 Paces Ferry Road SE
Building Two, Suite 1800
Atlanta, GA 30339
1-877-700-4242
Fax: 1-877-700-4280
www.sharkbite.com

Reliance Worldwide Canada
74 Alex Avenue
Vaughan, Ontario, L4L 5X1
1-888-820-0120
Fax: 1-905-265-2775
www.sharkbite.com



Manufactured and Distributed by
Reliance Worldwide Corporation


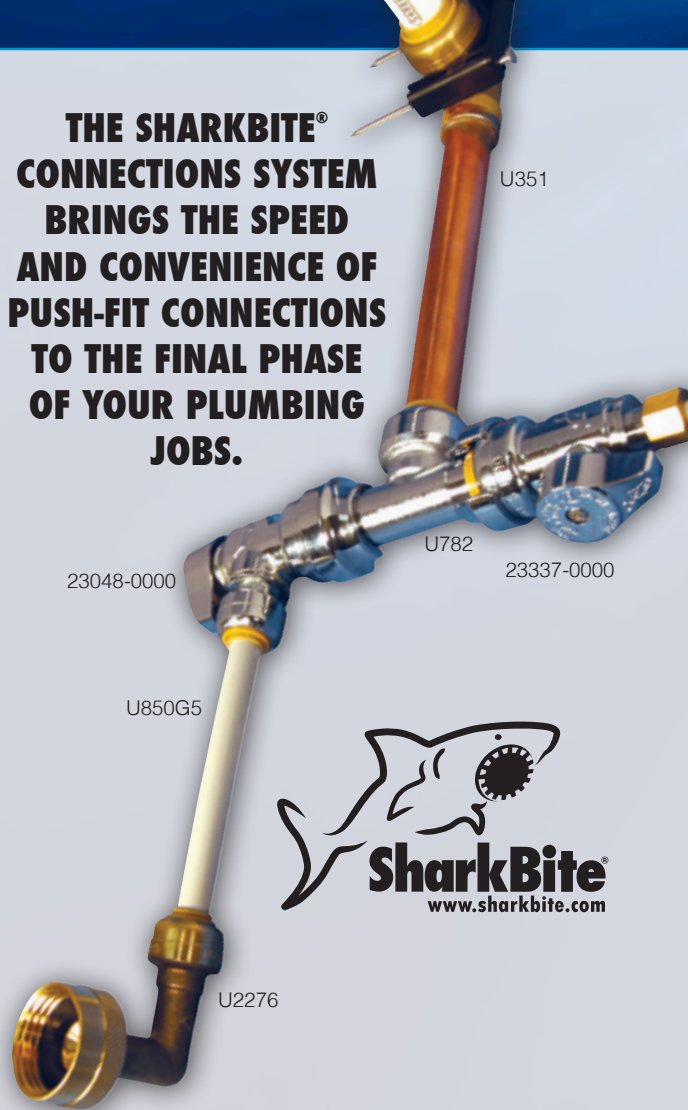
MAKE YOUR OWN RISERS



Use SharkBite® PEX tubing with SharkBite® chrome fittings and stops for all supply-to-fixture connections.



THE SHARKBITE® CONNECTIONS SYSTEM BRINGS THE SPEED AND CONVENIENCE OF PUSH-FIT CONNECTIONS TO THE FINAL PHASE OF YOUR PLUMBING JOBS.



- Connect supply lines to fixtures & appliances using these new SharkBite products®;
 - Service Slip Tee Adapters are ideal for adding a new service line.
 - Stub-out Elbows & Dual Tee Stop Valve Adaptors are great for multiple new line installations.
 - Stops are available in 1/2" X 3/8" and 1/4", compression sizes are also available.
- With the complete range of SharkBite® push-fittings, stop valves, and PEX tubing it's easy to make risers the exact length needed for connecting fixtures & appliances.
 - No more problems with flexible lines that are too long or too short.
- CUT. PUSH. DONE. It's easy with SharkBite®.

Angle Stops, Quarter-Turn

SIZE	P/N	P/N Lead Free
1/2" X 1/4" (3/8" OD)	23048	23048LF
1/2" X 3/8" comp	23036	23036LF
1/2" X 1/4" comp	23336	23336LF
1/2" X 1/2" comp	23489	Lead free compliant

Straight Stops, Quarter-Turn

SIZE	P/N	P/N Lead Free
1/2" X 1/4" (3/8" OD)	23049	23049LF
1/2" X 3/8" comp	23037	23037LF
1/2" X 1/4" comp	23337	23337LF
1/2" X 1/2" comp	23490	Lead free compliant

Stop Valve Tee Adapters

SIZE	P/N	P/N Lead Free
1/4" (3/8"OD) X 1/4" (3/8" OD) X 3/8" compression nut	U3358	U3358LF
1/4" (3/8"OD) X 1/4" (3/8" OD) X 1/4" CTS	U4358	U4358LF

Stop Valve Connectors

SIZE	P/N	P/N Lead Free
1/4" (3/8" OD) X 3/8" compression nut	U3523	U3523LF

Converts any 3/8" compression stop to SharkBite®

Faucet Connectors

SIZE	P/N	P/N Lead Free
1/4" (3/8" OD) X 1/2" Faucet	U3525	U3525LF

Toilet Connectors

SIZE	P/N	P/N Lead Free
1/4" (3/8" OD) X Toilet Valve	U3531	U3531LF
1/4" (3/8" OD) X Toilet Valve	U3537	U3537LF

Service Slip Tee Adapters

SIZE	P/N	P/N Lead Free
1/2" X 1/2" X 1/2" CTS	U4482	U4482LF

Faucet & Toilet Kits

SIZE	P/N	P/N Lead Free
Faucet with Angle Stop	23387	Lead free compliant
Faucet with Straight Stop	23388	Lead free compliant
Toilet with Angle Stop	23389	Lead free compliant
Toilet with Straight Stop	23390	Lead free compliant

** Note: 1/4" push-fit connector ends require use of 3/8" OD CTS size PEX, CPVC or hard drawn Type K, L and M and annealed Type M copper complying with ASTM B 88.

Dual Tee Stop Valve Adaptors

SIZE	P/N	P/N Lead Free
1/2" CTS X 1/2" CTS X 1/2"	U782	Lead free compliant

Straight Couplings

SIZE	P/N	P/N Lead Free
1/4" (3/8" OD) X 1/4" (3/8" OD)	U004	U004LF
1/4" (3/8" OD) X 1/2"	U050	U050LF

Reducing Connectors

SIZE	P/N	P/N Lead Free
1/4" (3/8" OD) X 1/2" FNPT	U066	U066LF
1/4" (3/8" OD) X 1/2" MNPT	U110	U110LF

Elbows

SIZE	P/N	P/N Lead Free
1/4" (3/8" OD)	U244	U244LF

Dishwasher Elbows

SIZE	P/N	P/N Lead Free
1/4" (3/8" OD) X 3/8" MNPT	U276	U276LF
1/2" X 3/8" MNPT	U281	U281LF
1/4" (3/8" OD) X 3/4" GH	U2276	U2276LF

Tees

SIZE	P/N	P/N Lead Free
1/4" (3/8" OD)	U358	U358LF

Reducing Tees

SIZE	P/N	P/N Lead Free
1/2" X 1/2" X 1/4" (3/8" OD)	U359	U359LF

Disconnect Clips

SIZE	P/N	P/N Lead Free
1/4" (3/8" OD)	U706	-

Safe Seal Tools

SIZE	P/N	P/N Lead Free
1/4", 3/8", 1/2", 5/8", 3/4", 1"	U702	-

Stub-out Elbows

SIZE	P/N	P/N Lead Free
1/2" Copper Tube 8" LG	U351A	U351LFA

SharkBite® connector ends are not approved for use with chrome plated pipe. If it is necessary to use chrome plated tubing, the chrome finish should be completely removed from 1" of the tubing ends.