

EB25 Plus

Pressure Regulating Valve



Save Money Save Time Save Space



Smaller Footprint



Superior Performance



Quick & Easy Setup



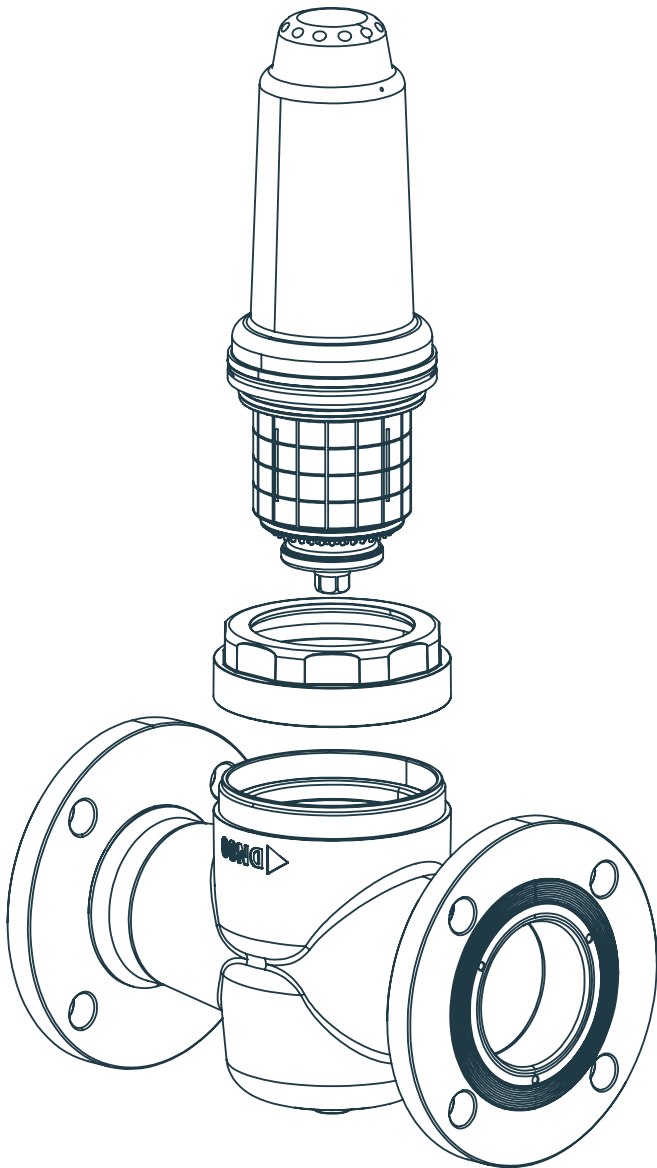
Install in any Orientation



Quick and Easy Maintenance



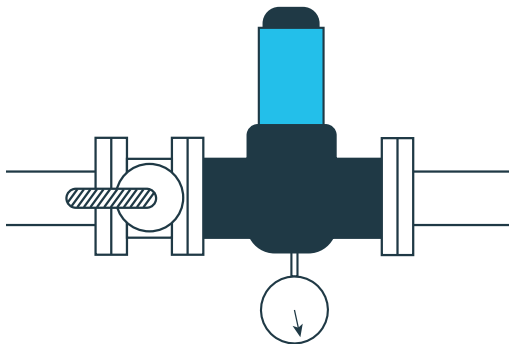
Certifications





Reduces Footprint

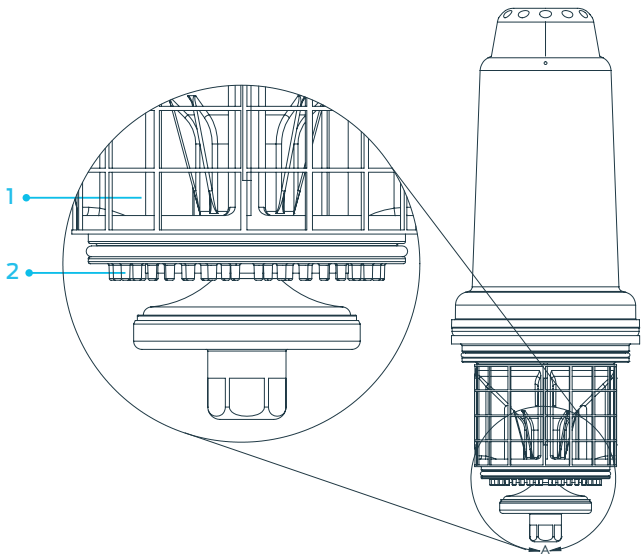
The EB25 Plus delivers all the performance and pressure reducing ability of costly multi-valve (series and parallel) installations and automatic control valves with a single, compact, cartridge-based design.



Superior Performance

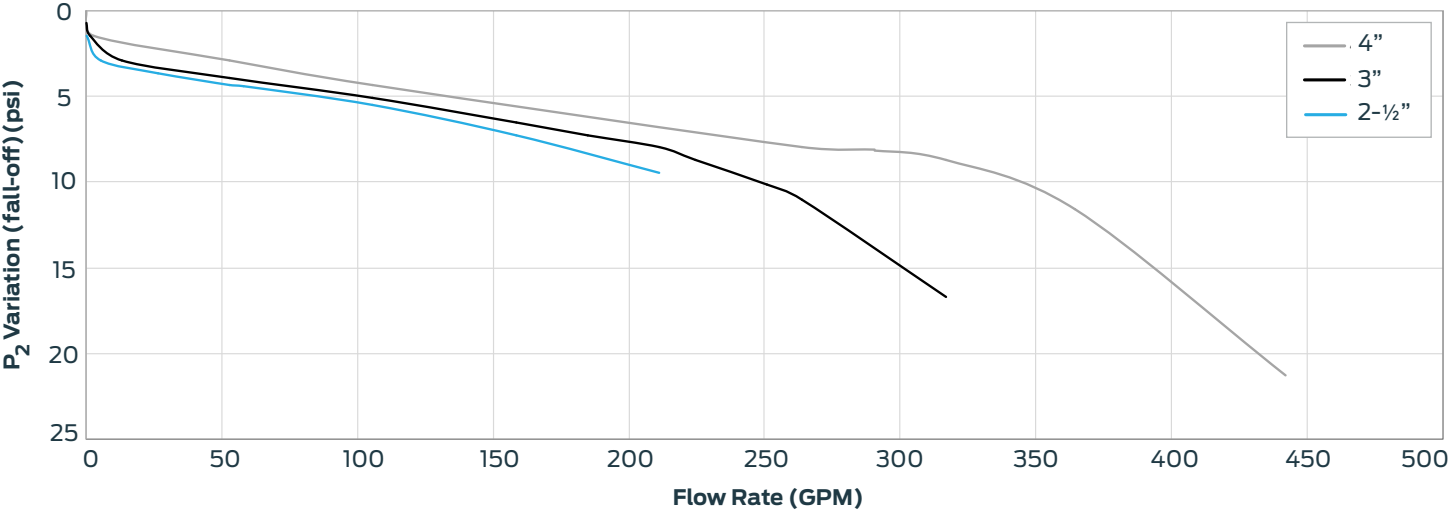
With a 10:1 pressure reduction capacity, the EB25 Plus can regulate from no flow to maximum flow with a single valve. The EB25 Plus can also withstand temperatures between 33°F and 149°F.

- 1. Integral stainless-steel strainer provides protection against dirt and debris.
- 2. Innovative microfingers dissipate noise as water flows across the seat.



Flow Capacity Chart

EB25 Plus: 2-1/2", 3" and 4"

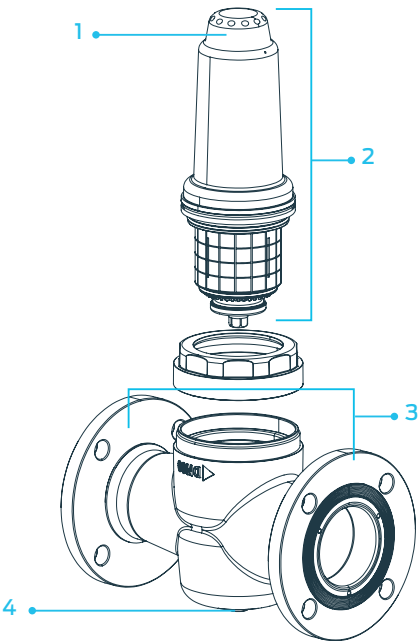


Quick & Easy Setup

Set-up takes less than five minutes with no pilot valve needed.

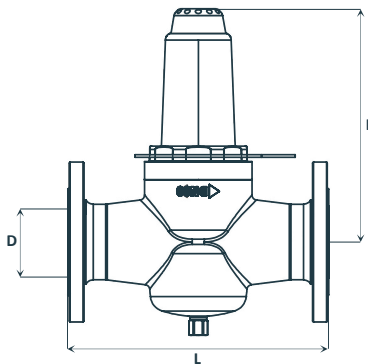
- 1. Simply remove the cartridge cap and rotate the pressure adjusting nut to achieve outlet pressures between 30-85 psi, Factory set: 55psi
- 2. Removable cartridge allows for easy installation, servicing and replacement.
- 3. ANSI Class 150 Flanges
- 4. A pressure gauge can, optionally, be attached directly to the valve.

A blanking cap is also available for use in rough-in installations, line flushing and pressure testing.



Sizing Chart

The EB25 Plus is available in 2 1/2", 3", and 4" sizes, all with flanged connections.

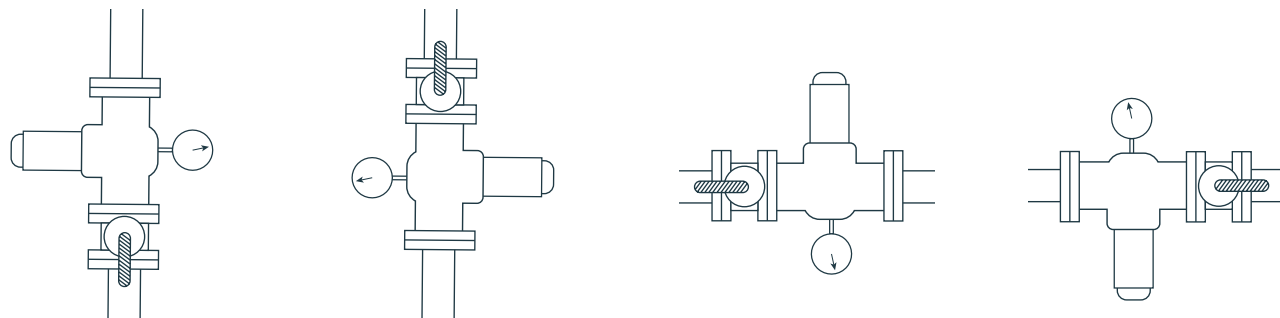


Part Number	Size	L (in.)	H (in.)	D (in.)	# of Mounting Holes
25958	2 - 1/2"	11-27/64	10-15/16	7-3/32	4
25959	3"	12-13/64	10-15/16	7-31/64	4
25960	4"	13-25/32	10-15/16	9-1/16	8
26007	Replacement cartridge works on all sizes.				
26009	Spanner wrench works on all sizes.				
26013	EB25 Plus Test Cap works on all sizes.				



Install in any Orientation

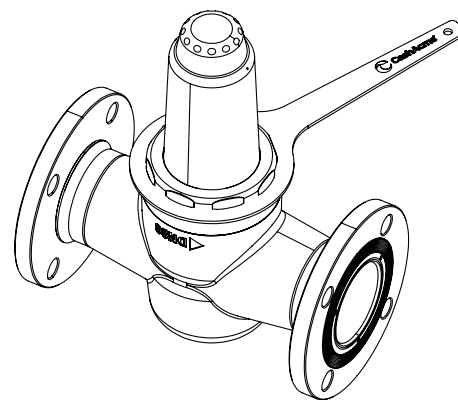
The EB25 Plus can be mounted in any position: vertical, horizontal, upwards, inverted or any other desired orientation.



Quick and Easy Maintenance

Servicing can be performed with the valve body in place and only takes a few minutes.

To service the EB25 Plus, use the spanner to loosen the locking nut. Then remove the pressure reducing cartridge, clean or replace the integral strainer, and resecure the cartridge.



Certifications

- ASSE 1003
- CSA B356
- NSF/ANSI/CAN 61
- NSF/ANSI/CAN 372

Products are in compliance with the Uniform Plumbing Code, The National Plumbing Code of Canada, and the International Plumbing Code.





For more information, visit
cashacme.com

Connect with us



Certifications

The most up-to-date certifications can be found cashacme.com.

Tel: 1-877-700-4242 | Fax: 1-877-700-4280
Manufactured & Distributed by Reliance Worldwide Corporation®.
CA_Brochure_EB25 Plus_8.2022

Scan to visit cashacme.com
to find your local rep

